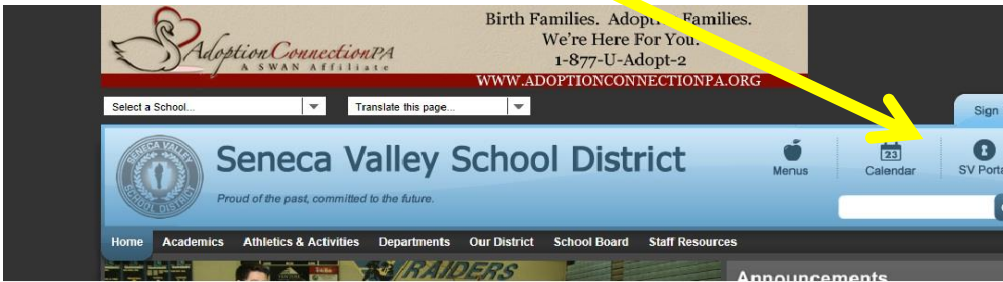





PARENT PORTAL

Sport Registration Process

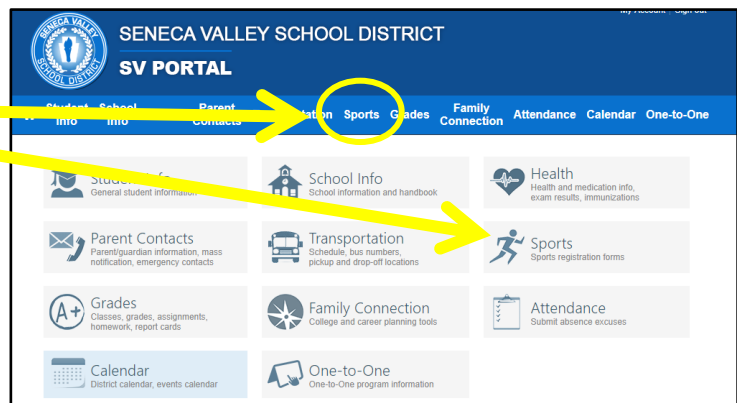
1. Log onto District website: www.svsd.net
2. Click SV Portal Logo – upper right



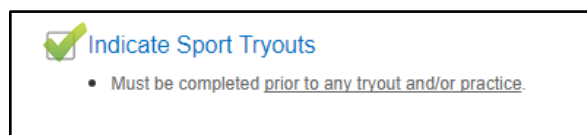
3. Enter Parent Portal using Code as provided by District.
If missing code, please call District office at 724/452-6040, x1642 (Speak with Front Desk Receptionist) and she'll walk you through how to obtain your code.



4. Click Sports tab on right side for registration process.



5. Go through all steps – completed process will have a **large GREEN** check mark.



6. **ALL CLEARED STATUS** – Once all paperwork is received and your child is cleared for their sport, you'll see the following check marks in the parent portal.

Fall Sports Clearance

Forms Required for Fall Sports (needs to be printed)
Green check indicates athlete is CLEARED for FALL Sports

Forms Required for Fall Sports (needs to be printed)
NO Green check indicates athlete is **NOT** CLEARED

Winter Sports Clearance

Forms Required for Winter Sports (needs to be printed)
Green check indicates athlete is CLEARED for WINTER Sports

Forms Required for Winter Sports (needs to be printed)
NO Green check indicates athlete is **NOT** CLEARED

Spring Sports Clearance

Forms Required for Spring Sports (needs to be printed)
Green check indicates athlete is CLEARED for SPRING Sports

Forms Required for Spring Sports (needs to be printed)
NO Green check indicates athlete is **NOT** CLEARED