

What is Office 365 for Students?



Office 365 is everything you love about Office, hosted by Microsoft in the cloud. It allows you to use Microsoft Office on mobile devices, PCs, and tablets, and allows for communication, collaboration, and sharing of information.

Office 365 Features Include:

Student Email: 50 GB online storage. Student email is for educational use between students and teachers and is accessible from any Internet connection. Students and teachers may email each other but not others outside the @svsd.net domain.

OneDrive Pro: 25 GB of online file storage accessible across multiple devices (phones, tablets, PCs). Create new documents, upload existing documents, edit documents online, share files with others, and download documents to other devices and locations (such as your student H: drive or a home computer).

Document Sharing: Share files with others. Multiple students may simultaneously work on the same document.

Free Software: In addition to Office 365 web and mobile apps, students may download a copy of Microsoft Office and install on up to 5 computers. This includes full versions of Word, Excel, PowerPoint, OneNote, Access, Publisher, Outlook, Lync, and InfoPath.

How to Sign-in to Office 365?

At school or at home, browse to: <http://office365.svsd.net>

Sign-in with your school username (including @svsd.net) and password.

Username: username@svsd.net (be sure to include the @svsd.net)

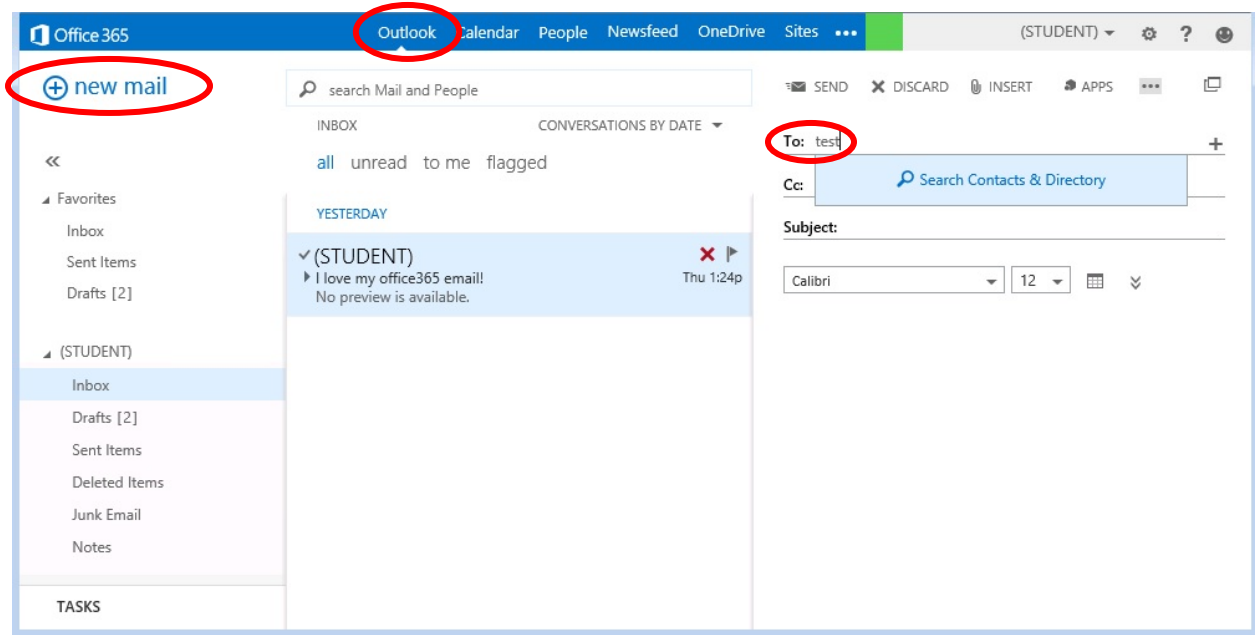
Password: password used to sign-in to school computers

The screenshot displays a web browser window with the address bar containing <http://office365.svsd.net/>, which is circled in red. The page title is "Student Shortcuts". Below the title, there is a grid of shortcut icons for various educational services:

- Aventa
- Bridges
- Course Requests
- Destiny
- Discovery Education
- Edgenuity
- Lifetime Health
- Moodle
- office365.svsd.net (circled in red)
- Program of Studies
- Seneca Valley Homepage
- SV Portal
- SV Tube
- TurnItIn

Student Email

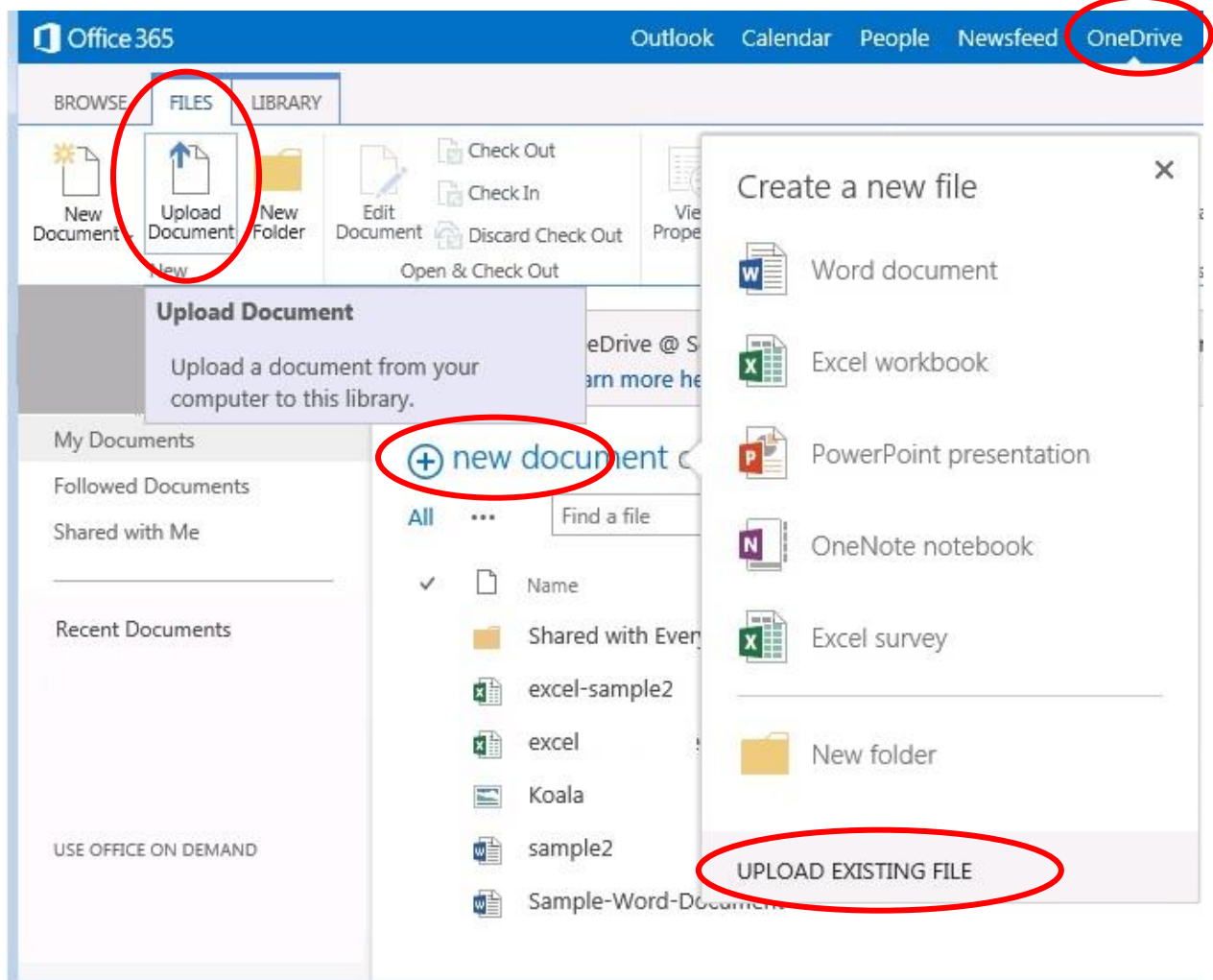
Send email to teachers and students. 50 GB online email storage.



Note: Menus and experiences may differ depending on the device, browser, or operating system.

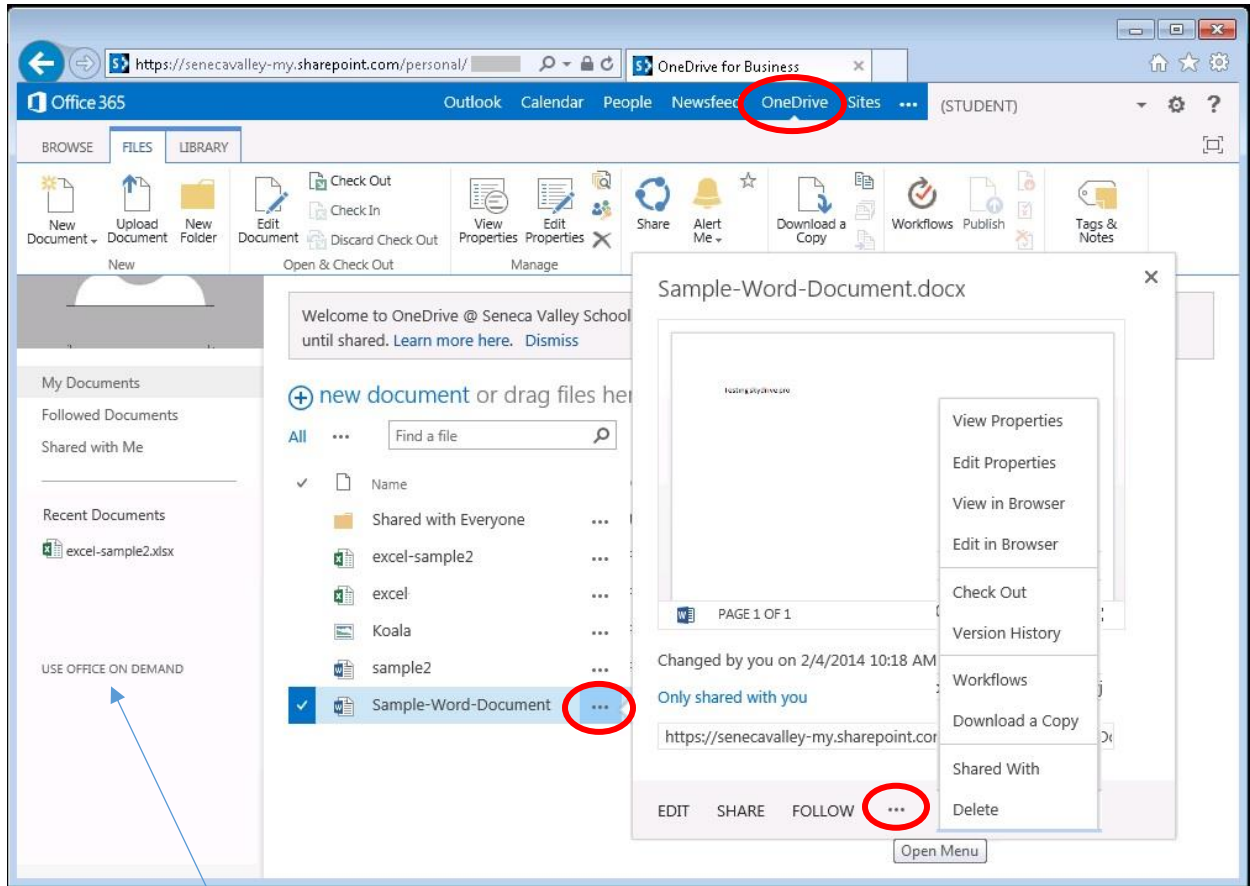
OneDrive

25 GB of online file storage accessible across multiple devices (phones, tablets, PCs). Create new documents, upload existing documents, edit documents online, share files with others, and download documents to other devices and locations (such as your student H: drive or a home computer).



OneDrive (continued...)

Click “...” next to any file for additional features such as Downloading or Sharing.



Note: Opening a document in OneDrive, automatically opens it in a light version of Microsoft Office. If you need additional formatting options, etc. you can stream the full version of an Office application without having to install it by clicking “Use Office on Demand.”

Free Software

In addition to Office 365 web and mobile apps, students may download a copy of Microsoft Office and install on up to 5 computers. This includes full versions of Word, Excel, PowerPoint, OneNote, Access, Publisher, Outlook, Lync, and InfoPath.

How to download a full version of Microsoft Office

Download and install the latest version of Microsoft Office on up to five personal computers.

The screenshot shows the Office 365 settings page. The top navigation bar includes 'Office 365', 'Outlook', 'Calendar', 'People', 'Newsfeed', 'OneDrive', 'Sites', and a user profile '(Student Name)' with a gear icon circled in red and labeled '1'. The left sidebar has a 'software' link circled in red and labeled '3'. The main content area shows the 'Office 365 settings' section circled in red and labeled '2'. Below this, there is a table of installed Office versions, a section for installing the latest version, and an 'install' button circled in red and labeled '4'.

COMPUTER NAME	OPERATING SYSTEM	INSTALLATION DATE	
Computer name	Microsoft Windows 7 Enterprise	2/6/2014	deactivate

Remaining installs available: 4

Install the latest version of Office

This will install the latest version of the following programs on your computer: Word, Excel, PowerPoint, OneNote, Access, Publisher, Outlook, Lync, InfoPath.

Word Excel PowerPoint OneNote Access Publisher Outlook Lync InfoPath

Language: English (United States) Version: 32-bit (recommended) advanced

Note: Installing additional languages on a computer that already has this version of Office doesn't count against your install limit (5).

[Review system requirements](#)

install

Free Software (continued...)

How to install mobile apps for your personal devices

Click phone & tablet to install mobile apps on your personal devices.

Office 365

software

Office

Lync

tools & add-ins

desktop setup

phone & tablet

Choose your phone or tablet

iPhone

Get the apps

Office Mobile Lync SharePoint OneNote

get apps

Access shared documents without the apps. [Learn more](#)